


## SPACE BEAM 2 ORGANIZATIONAL MANAGEMENT

- SpaceBeam 2 clears the work surface and enable users to position task-related equipment and materials within their optimum reach and focal zones. SpaceBeams lessen the need for overhead cabinets. They improves organization, which improves overall productivity.



### Environmental Design Attributes

#### SpaceBeam 2:

- Recycled content of aluminum - 99.7%
- Recyclable aluminum after use - 100%

#### Cardboard Packaging:

- Recycled content - 20%
- Recyclable after use - 100%

#### Pulp Tray:

- Recycled content - 100%
- Recyclable after use - 100%


#### Plastic Packaging:

- Low density polyethylene
- Recycled content - 30%
- Recyclable after use - 100%

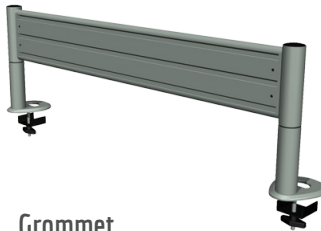
### Benefits

- Security - Keep technology components and commonly used materials up and off the surface.
- Storage - Less need for overhead cabinets.
- Organization - Improved organization, improves overall productivity.
- Ergonomic - Task related objects and materials in optimum reach and focal zones.
- Space - Maximizes vertical space and under-utilized work surface space.
- Technology - Multiple monitor flexibility and modularity.
- Environment - Ability to use any existing or new workstation or office set up.

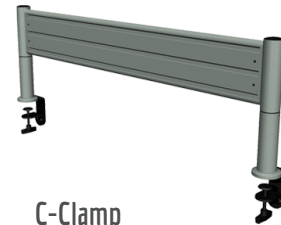
## SURFACE MOUNTING OPTIONS




**Bolt Through**  
*SPB2MBT*



**Grommet**  
*SPB2MGT*



**C-Clamp**  
*SPB2MCC*



**Large Clamp**  
*SPB2MCL*



**Above Desk C-Clamp**  
*SPB2MAC*

## BEAM MOUNTING OPTIONS



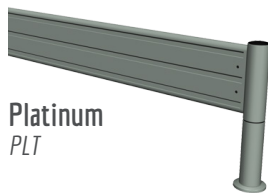
**Back Mount**  
*SPB2M*



**End Mount**  
*SPB2M*

SpaceBeam standard lengths include: 32", 36", 38", 40", 44" and 48". Custom beam lengths are available. Contact your SpaceCo Representative to discuss your needs. SpaceBeam Extrusions standard heights are 4", 6" and 8".

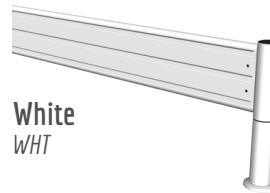
## COLOR OPTIONS



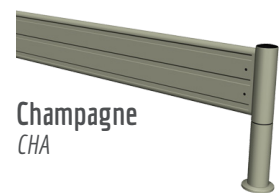
**Platinum**  
*PLT*



**Black**  
*BLK*



**White**  
*WHT*



**Champagne**  
*CHA*

## Technical Specs


- Lengths: 32" - 48" / 812.8mm - 1219.2mm
- Custom lengths available
- Mounts: C- Clamp, Large C- Clamp, Grommet, Bolt, Panel, Corner, Wall
- Stacking Mounts: Single back-to-back, Double stack back-to-back
- Mount heights: 4", 6", 8" H / 101.6mm, 152.4mm, 203.2mm
- Actual height and depth of beam extrusion 6.3" H x 1" D / 160.02mm x 25.40mm
- Mount options: standard/Integrated into beam 1.9" D / 48.26mm

# SPACE BEAM 2

## ORGANIZATIONAL MANAGEMENT



### ACCESSORIES



**5" Glass Shelf**  
SBAGS1




**9" Glass Shelf**  
SBAGS2



**12" Glass Shelf**  
SBAGS3



**In Out Tray**  
SBAI01




**Binder Rack**  
SBABR1



**File Rack**  
SBAFR01



**Vase**  
SBVS02



**Notepad Tray**  
SBPNP01



**Pencil Cup**  
SBPC02




**Telephone Shelf**  
SBATS1



**Laptop Platform**  
SP01VM



**Telephone Shelf Arm**  
SP01TL



**SpaceArm**  
SA01VM



**Wave Light**  
WLO1VM